



## MANUAL STEEL TENSIONERS

Alpine includes four types of manual tensioners; Push, Rotary, Rotary Push, and Drum. Each tool is designed for safety and ergonomic function. This means that when you tension steel strapping, you get the desired result that fits the need of your application. Tool selection is dependent on your specific application.

### Push - Irregular Packages

Push type tensioners push against the seal - strap end is bent back under the seal. Designed for use on packages where operating surface is limited or irregularly shaped.

### Rotary - Flat Packages

Rotary or tightening wheel-type tensioners continuously take-up an unlimited amount of strapping. Strap need not be pre-cut to length. It can be used in any position. Best suited for flat compressible packages where more take-up is required.

### Rotary Push-Irregular Packages

Operates like the push type tensioner, however combines the rotary wheel for unlimited take-up. Best suited for irregular shaped packages which are compressible where more take-up is needed.

### Drum - Heavy Duty Use





Drum or windlass-type (limited take-up) tensioners apply heavy duty strapping in applications requiring higher tensions. They work with cut-to-length strapping. Tension is applied as rotating drum wraps around itself.

---

Contact: Linda Gibson (Linda@alpinecw.com) 503-254-8395






Contact: Randy Stout (RandyS@alpinecw.com) 541-345-0386

## MANUAL STEEL TENSIONERS

	<b>Model</b>	<b>Width (in)</b>	<b>Gauge (in)</b>	<b>Type</b>	<b>Package</b>
	DTF56	3/8" - 3/4"	.015 - .025	Rotary	Flat
	MIP-1300	3/8" - 3/4"	.015 - .025	Rotary	Flat
	DTF76	5/8" - 3/4"	3020 - .031	Rotary	Flat
	DTF125	3/4" - 1 1/4"	.022 - .035	Rotary	Flat
	MIP-1400	3/4" - 1 1/4"	.025 - .035	Rotary	Flat

Contact: Linda Gibson (Linda@alpinecw.com) 503-254-8395  
 Contact: Randy Stout (RandyS@alpinecw.com) 541-345-0386

## MANUAL STEEL TENSIONERS

	Model	Width (in)	Gauge (in)	Type	Package
	DTPI100UL	3/8" - 3/4"	.015 - .023	Rotary Push	Round/Irregular
	DTPI25UL	3/4" - 1 1/4"	.022 - .035	Rotary Push	Round/Irregular
	MIP-1800	3/8" - 3/4"	.015 - .023	Push	Round/Irregular
	DTPI25	3/4" - 1 1/4"	.022 - .035	Push	Round/Irregular
	MIP-1860	3/4" - 1 1/4"	.022 - .035	Push	Round/Irregular
	DTW208	3/4" - 1 1/4"	.025 - .044	Drum	Flat
	DTW210	2"	.044 - .050	Drum	Flat

Contact: Linda Gibson ([Linda@alpinecw.com](mailto:Linda@alpinecw.com)) 503-254-8395

Contact: Randy Stout ([RandyS@alpinecw.com](mailto:RandyS@alpinecw.com)) 541-345-0386